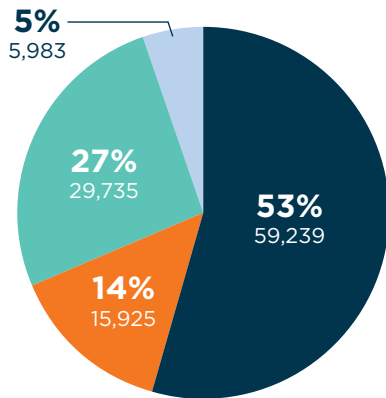


## 110,882 PUBLICLY FUNDED STUDENTS



## 3

### MAIN PUBLICLY FUNDED SCHOOL SECTORS

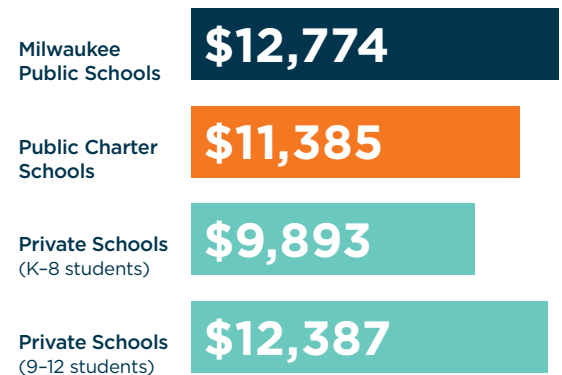
- 136 MILWAUKEE PUBLIC SCHOOLS (MPS)**—Public schools, directly governed and operated by the Milwaukee Board of School Directors and staffed by MPS employees.
- 34 PUBLIC CHARTER SCHOOLS**—Public schools, governed by independent boards and operated under a charter contract with a public entity (MPS, City, or UWM).
- 91 PRIVATE SCHOOLS**—Private schools, governed by an independent entity, which may be religiously-affiliated.

**PUBLIC SCHOOLS OUTSIDE MILWAUKEE**—Milwaukee students attending schools in suburban public school districts.

## ENROLLMENT BY STUDENT SUBGROUP

	Milwaukee Public Schools	Public Charter Schools	Private Schools
Black	50%	46%	52%
Hispanic/Latino	28%	34%	34%
Asian	6%	12%	4%
White	10%	5%	6%
Economic Disadvantage	82%	82%	83%
Students With Disabilities	20%	11%	1% <sup>1</sup>

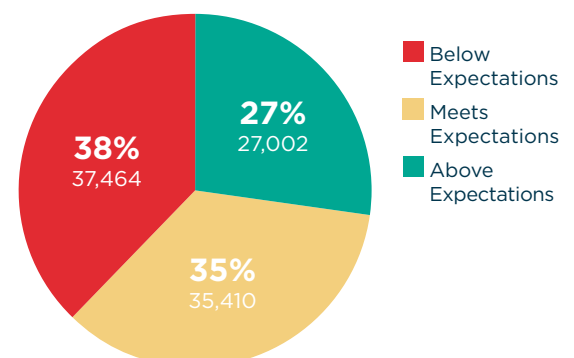
## 2023-24 PER-PUPIL FUNDING BY SECTOR



## CITYWIDE STUDENT PROFICIENCY

SECTOR	ELA	MATH
Milwaukee Public Schools	15.9%	9.9%
Public Charter Schools	19.2%	15.6%
Private Schools	19.2%	15.6%
Milwaukee City Average	17.4%	12.2%
State Average	39.5%	37.9%

## ENROLLMENT BY REPORT CARD RATING



For data on each school, visit our website at [www.cityforwardcollective.org/school-data](http://www.cityforwardcollective.org/school-data)

ABOUT THE DATA: All data are the most recent available and sourced from the Wisconsin Department of Public Instruction. Data exclude the 660 students attending 7 Partnership Schools, which are alternative schools contracted by MPS. 1. STUDENTS WITH DISABILITIES: Private schools are not required by state and federal law to identify or service students with disabilities in the same manner as MPS and Public Charter Schools. While private schools do serve fewer students with disabilities, public data such as that represented here undercounts the actual number of students.